



### Core Assessment Overview

**Please review the information below before deciding which assignment(s) to include for UK Core assessment.**

Each Core course instructor is responsible for developing and administering an assignment (or collection of assignments) that aligns with the appropriate Core Area learning outcomes.

**The mapped assignment(s) should:**

- Provide observable evidence of student achievement that can be evaluated using the standardized rubric(s) for the corresponding area(s).

**Guidelines:**

- Review the standardized rubric for the associated Core area before selecting an assignment (see Canvas Core shell or contact OSPIE at [OSPIE@UKY.edu](mailto:OSPIE@UKY.edu) for a copy).
- When possible, select a single assignment that addresses all program student learning outcomes for the UK Core area(s) for which the course has been approved.
- Limit the number of assignments mapped to every outcome for a given course section to **one** assignment.
- If one assignment does not address all learning outcomes, instructors can map up to three assignments to different learning outcomes.
- When multiple assignments are needed to address all outcomes, please map only one assignment per outcome. Multiple assignments per outcome is challenging for evaluation purposes.
- Select an assignment (or assignments) located at or near the end of the course to provide evidence of "exit-level" proficiency for the learning outcomes.
- Choose an assignment (or assignments) that provides the best evidence for the learning outcomes. For example, a recorded presentation offers stronger evidence of oral communication outcomes than a multiple-choice exam.
- After selecting the assignment(s), please ensure the assignment instructions are available in the Canvas shell of the Core course scheduled for assessment.

**Detailed instructions on importing outcomes are on Page 2.**

**Detailed instructions on mapping assignment(s) to outcomes are on Page 3,4,5.**

**Frequently asked questions on Page 7,8.**



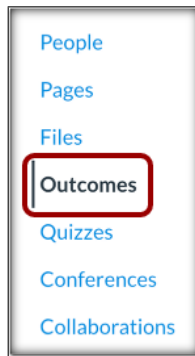
# UK Core Mapping Within Canvas

## INSTRUCTIONS

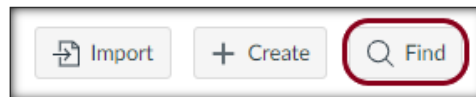
### How do I find UK Core learning outcomes in Canvas?

After logging into your UK Canvas account, follow these steps to find learning outcomes in Canvas.

**Step 1:** Open 'Outcomes' in the navigation menu of your course shell.



**Step 2:** Click the 'Find' button in the upper right corner.



**Step 3:** Under 'Outcome Groups,' select **A** 'Account Standards' > **B** 'University of Kentucky' > **C** 'Revised UK Core Outcomes.' Click to select the core area **D**, that your course belongs to, and all the outcomes would appear on the right side (in this example we have Arts & Creativity core area).

Add Outcomes to Course

Outcome Groups

- Account Standards **A**
- Non-Catalog or Organizations
- University of Kentucky **B**
  - DO NOT USE - OLD TEK
  - DO NOT USE\_Old UKCare Outcomes
  - Revised UK Core Outcomes **C**
    - Rev. Arts & Creativity **D**
    - Rev. Community, Culture & Citizenship in the...
    - Rev. Composition & Communication
    - Rev. Global Dynamics
    - Rev. Humanities
    - Rev. Natural, Physical, & Mathematical Scienc...
    - Rev. Quantitative Foundations (Math)
    - Rev. Quantitative Foundations (Non-Math)
    - Rev. Social Sciences
    - Rev. Statistical Inferential Reasoning
  - TEK Courses

Rev. Arts & Creativity

Search within Rev. Arts & Creativity

All Rev. Arts & Creativity Outcomes

4 Outcomes **E** Add All Outcomes

- 1. Inquiry  
Define and distinguishes approaches to creativity. **E** + Add
- 2. Methods/Approaches  
Uses appropriate methods and techniques to analyze, interpret, and critique the creative works of others. + Add
- 3. Ethics  
Reflects on and communicates the impact and effectiveness of their own creative work. + Add
- 4. Problem Solving/Engagement  
Actively engage in the creation of an object, installation, presentation, or performance. + Add

**F** Done

**Step 4:** Click and select **E** 'Add All Outcomes' in the upper right corner. It will take a couple of seconds to process, then click and select **F** 'Done' in the lower right corner; this returns you to the course shell.

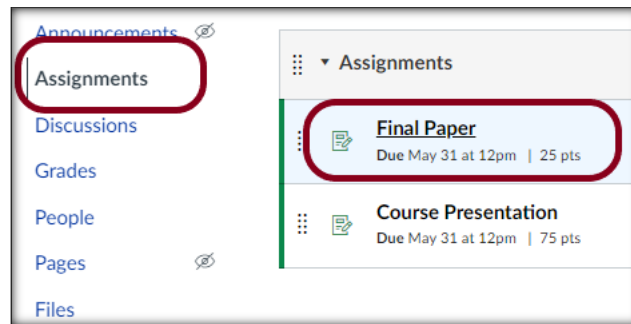


## INSTRUCTIONS

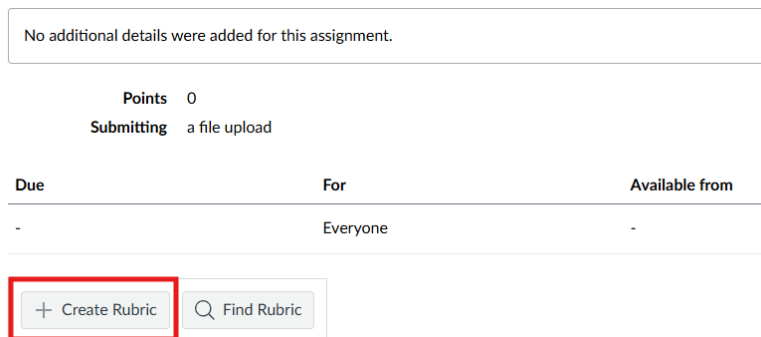
### How do I map UK Core learning outcomes to assignments?

**NOTE:** Steps 6 and 9 vary depending on how an instructor uses a rubric in Canvas for the selected assignment. If the assignment has a rubric, please only read the step labeled 'ATTACHED RUBRIC.' If the assignment does not have a rubric in Canvas, please only read the step labeled 'NEW RUBRIC.'

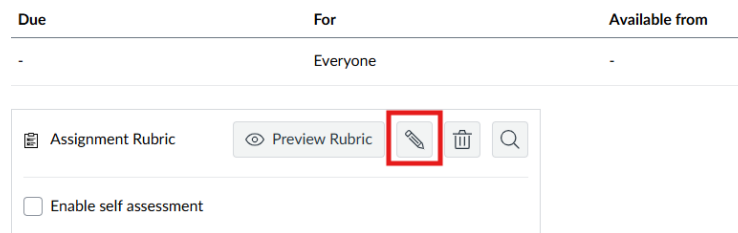
**Step 5:** In the 'Assignments' tab of the navigation menu, find and open the assignment chosen for Core assessment. For this tutorial, I am using 'Final Paper.'



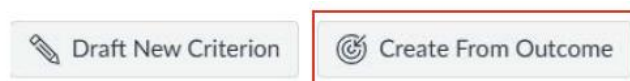
**Step 6 (IF NEW RUBRIC):** If the assignment does not have a rubric in Canvas, click '+ Create Rubric.'



**Step 6 (IF ATTACHED RUBRIC):** If the assignment does have a rubric in Canvas, click the pencil icon.



**Step 7:** Click 'Create from Outcome.'





# UK Core Mapping Within Canvas

## INSTRUCTIONS

**Step 8:** Open your Core area's folder and select the outcome you want to map to your assignment. Make sure the box labeled **A** 'Use this criterion for scoring' is unchecked and click **B** 'Import.'

**NOTE:** Unchecking 'Use this criterion for scoring' ensures the outcome's points are not included in the assignment's point total.

Find Outcome x

Rev. Arts & Creativity

TEK Courses

1. Inquiry

2. Methods/Approaches

3. Ethics

4. Problem Solving/Eng...

### 1. Inquiry

Define and distinguishes approaches to creativity.

Institution

| Exceed Standard:  | Meet Standard:  | Nearly Meet Standard:   | Does Not Meet Standard:  | No Evidence:   | Total Points |
|---|---|---|--|--|--------------|
| Identifies, defines, and distinguishes multiple complex approaches to creativity within a specific field. | Identifies, defines, and distinguishes most complex approaches to creativity within a specific field. | Identifies, defines, and distinguishes some complex approaches to creativity within a specific field. | Identifies, defines, and distinguishes one complex approach to creativity within a specific field. | Cannot identify, define, or distinguish any approaches to creativity within the field. |              |
| 4 Points  | 3 Points  | 2 Points  | 1 Points   | 0 Points   | Po           |

**A** →  Use this criterion for scoring  
Calculation Method: Highest Score

**B** ↓

Cancel Import

**IMPORTANT NOTE:** If you are adding all outcomes to this assignment, repeat **Step 7** and **Step 8** until every outcome is added to the assignment rubric. Only then move on to **Step 9**.



# UK Core Mapping Within Canvas

## INSTRUCTIONS

**Step 9 (IF NEW RUBRIC):** After adding the outcomes to the assignment, A) Give a name to this rubric at the top-left corner, we recommend using the same name as that of our assignment. B) Make sure all the 3 boxes are unchecked; C) Check if the aligned outcomes are correct (in this case below we have outcome 1 Inquiry and outcome 4 Problem Solving of the Arts & Creativity Rubric, as the outcome number 1 and 2 of this rubric). D) Click on 'Save Rubric' to save the rubric for this assignment.

Rubric Name \*  ← **A**      Type: Scale      Rating Display: Level      Rating Order: High < Low      Scoring: Scored

Don't post to Learning Mastery Gradebook     Use this rubric for assignment grading     Hide rubric score total from students ← **B**

Criteria Builder 0 Points Possible

1. 1. Inquiry ← **C**  
Define and distinguishes approaches to creativity.  
Threshold: 0 pts  
> Rating Scale: 5

2. 4. Problem Solving/E... ← **C**  
Actively engage in the creation of an object, installation, presentation, or performance.  
Threshold: 0 pts  
> Rating Scale: 5

3.

**D**  
↓

**Step 9 (IF ATTACHED RUBRIC):** After aligning additional outcomes of UK Core area in this assignment rubric, please **DO NOT** make any changes to your existing assignment's outcomes which specifically belong to your course. If the following 3 boxes are unchecked, keep them as they are. In case if the middle box is checked ('Use this rubric for assignment grading') keep as it is. Click on 'Save Rubric.'

(Top of your screen):

Don't post to Learning Mastery Gradebook     **Use this rubric for assignment grading**     Hide rubric score total from students

(Bottom of your screen):



## INSTRUCTIONS

### How to confirm your course is successfully mapped?

**Step 10:** Click 'Outcomes' in the navigation menu of your course and then 'Alignments.' The page should list the outcomes added to the course and the mapped assignment(s).

The screenshot shows the 'Outcomes' page in Canvas. On the left is a navigation menu with 'Outcomes' highlighted. The main content area is titled 'Outcomes' and has a 'Manage' dropdown menu with 'Alignments' selected. Below this, there are two summary boxes: '4 OUTCOMES' with '100% Coverage' and '2.0 Avg. Alignments per Outcome', and '2 ALIGNABLE ARTIFACTS' with '50% With Alignments' and '2.0 Avg. Alignments'. A filter dropdown shows 'All Outcomes (4)' and a search bar. The outcomes are listed as follows:

- 1. Inquiry**
  - Define and distinguishes approaches to creativity.
  - Final Paper** (Module: None)
  - Final Paper Rubric** (Module: None)
- 2. Methods/Approaches**
  - Uses appropriate methods and techniques to analyze, interpret, and critique the creative works of others.
- 3. Ethics**
  - Reflects on and communicates the impact and effectiveness of their own creative work.
- 4. Problem Solving/Engagement**
  - Actively engage in the creation of an object, installation, presentation, or performance

### Contact Information

**Office of Strategic Planning and Institutional Effectiveness:**

- Email: [ospie@uky.edu](mailto:ospie@uky.edu)
- Website: <https://ospie.uky.edu/>



## INSTRUCTIONS

### UK CORE Canvas Outcomes Mapping – FAQs

#### A. Importing Outcomes

- **Do I import all Core Area outcomes?**

No — import only the Core Area outcomes relevant to **your** course.

- **UK Core Outcomes appear with Course Learning Outcomes. Is that normal?**

Yes — Canvas displays all outcomes together by default.

---

#### B. Mapping Expectations

- **Do I need to map all outcomes for my Core Area?**

Yes, unless no suitable assignment exists for a specific outcome.

- **I don't have an assignment for one or more outcomes. What do I do?**

You may **skip mapping** those outcomes.

- **How should I map the assignment for outcome assessment?**

Map the assignment **based on the specific outcome** being assessed, not the overall assignment. Choose assignments that clearly demonstrate the outcome, as they will be reviewed by an instructor new to your course.

---

#### C. Rubrics & Alignments

- **Why do I see two alignment items (assignment + rubric) when I mapped only one?**

This is normal — Canvas shows both the **assignment** and the **rubric** under alignments.

- **I can't save my rubric after adding outcomes. Why?**

Rubrics must have a **name** before they can be saved.

- **Will students see the outcomes and the rubric?**

No — students cannot see the rubric used for Core Outcome assessment.

- **Can students see the scores I enter in the outcome rubric?**

No — these scores do **not** appear in the student Gradebook. Only instructors or assessment admins can extract them.

---



## INSTRUCTIONS

### D. Assignment Types & Submission Issues

- **What type of assignment should I use for outcome mapping?**

Choose assignments that are **subjective and assessable** (e.g., essays, projects).  
Avoid MCQs or auto-graded quizzes.

- **My assignment isn't submitted in Canvas. How will assessment work?**

Either:

- our team can request, scan, and return physical copies, **or**
- you may scan and send them yourself to our team.

---

### E. Special Case: Discussion Boards

- **How do I map a Discussion Board?**

Discussions do **not** appear in the Assignments tab.

Please contact our team for guidance on mapping discussion-based work.

---

Please reach out to [ospie@uky.edu](mailto:ospie@uky.edu) for questions specific to your course.