



### Core Assessment Overview

**Please review the information below before deciding which assignment(s) to include for UK Core assessment.**

Each Core course instructor is responsible for developing and administering an assignment (or collection of assignments) that aligns with the appropriate Core Area learning outcomes.

**The mapped assignment(s) should:**

- Provide observable evidence of student achievement that can be evaluated using the standardized rubric(s) for the corresponding area(s).

**Guidelines:**

- Review the standardized rubric for the associated Core area before selecting an assignment (see Canvas Core shell or contact OSPIE at [OSPIE@UKY.edu](mailto:OSPIE@UKY.edu) for a copy).
- When possible, select a single assignment that addresses all program student learning outcomes for the UK Core area(s) for which the course has been approved.
- Limit the number of assignments mapped to every outcome for a given course section to **one** assignment.
- If one assignment does not address all learning outcomes, instructors can map up to three assignments to different learning outcomes.
- When multiple assignments are needed to address all outcomes, please map only one assignment per outcome. Multiple assignments per outcome is challenging for evaluation purposes.
- Select an assignment (or assignments) located at or near the end of the course to provide evidence of "exit-level" proficiency for the learning outcomes.
- Choose an assignment (or assignments) that provides the best evidence for the learning outcomes. For example, a recorded presentation offers stronger evidence of oral communication outcomes than a multiple-choice exam.
- After selecting the assignment(s), please ensure the assignment instructions are available in the Canvas shell of the Core course scheduled for assessment.

Detailed instructions on importing and mapping outcomes begin on Page 2.

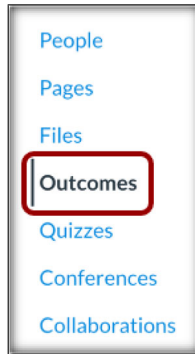


## INSTRUCTIONS

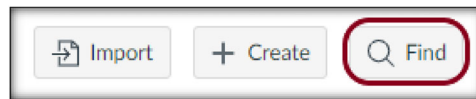
### How do I find UK Core learning outcomes in Canvas?

After logging into your UK Canvas account, follow these steps to find learning outcomes in Canvas.

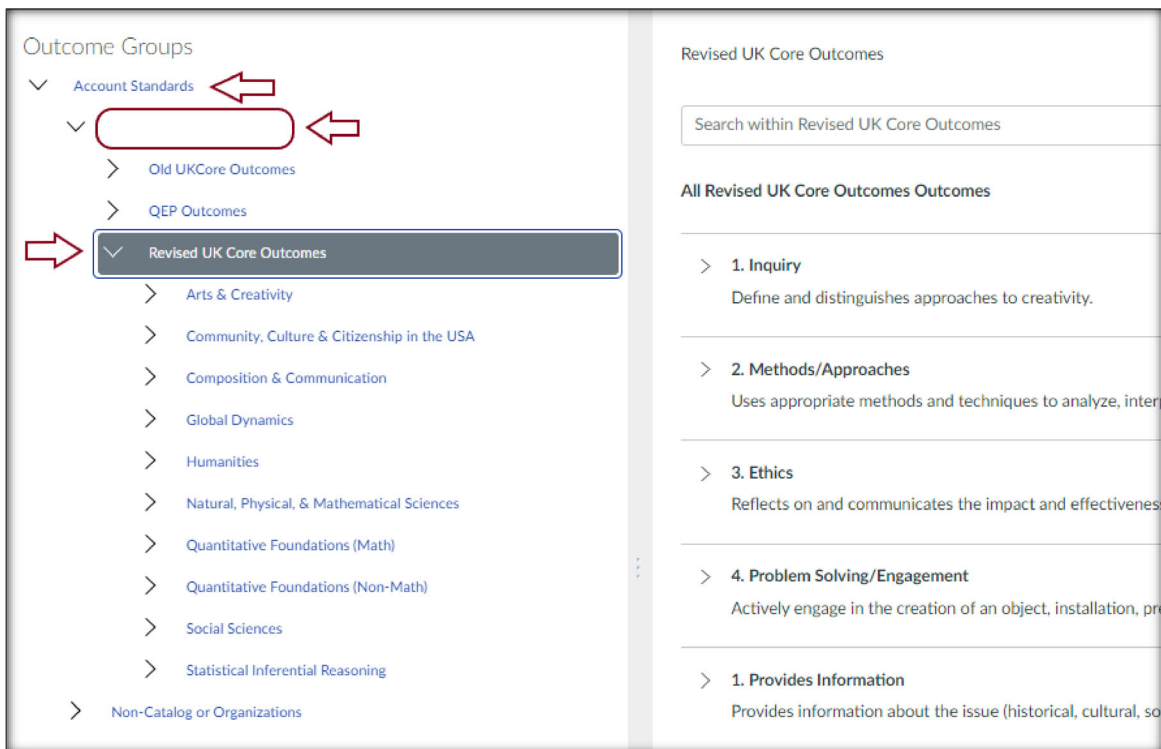
**Step 1:** Open 'Outcomes' in the navigation menu of your course shell.



**Step 2:** Click the 'Find' button in the upper right corner.



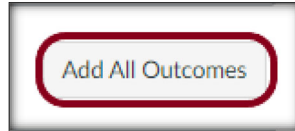
**Step 3:** Under 'Outcome Groups,' select 'Account Standards' > 'Blank Option' > 'Revised UK Core Outcomes.'





## INSTRUCTIONS

**Step 4:** Click your course’s Core area from the options listed below ‘Revised UK Core Outcomes’ and select ‘Add All Outcomes’ in the upper right corner.

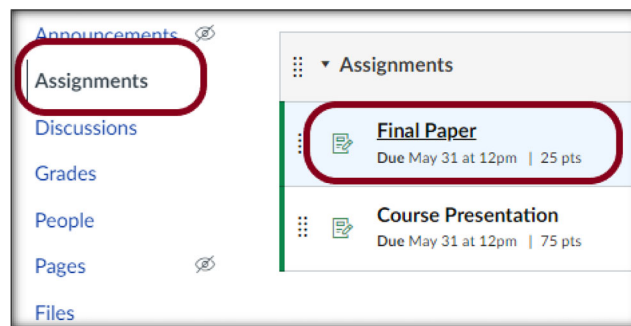


After adding all outcomes, click ‘Done’ in the lower right corner; this returns you to the course shell.

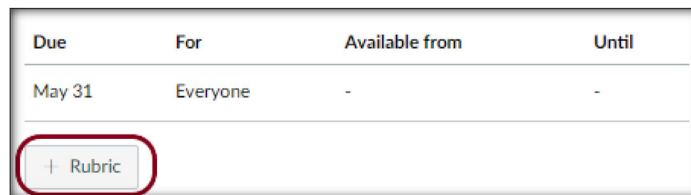
### How do I map UK Core learning outcomes to assignments?

**NOTE:** Steps 6 and 9 vary depending if an instructor uses a rubric in Canvas for the selected assignment. If the assignment has a rubric, please only read the step labeled ‘ATTACHED RUBRIC.’ If the assignment does not have a rubric in Canvas, please only read the step labeled ‘NEW RUBRIC.’

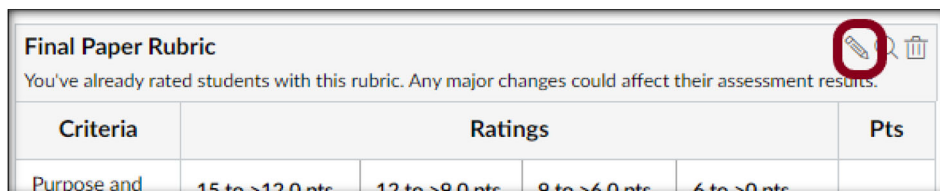
**Step 5:** In the ‘Assignments’ tab of the navigation menu, find and open the assignment chosen for Core assessment. For this tutorial, I am using ‘Final Paper.’



**Step 6 (NEW RUBRIC):** If the assignment does not have a rubric in Canvas, click ‘+ Rubric.’



**Step 6 (ATTACHED RUBRIC):** If the assignment does have a rubric in Canvas, click the edit pencil icon.





# UK Core Mapping Within Canvas

## INSTRUCTIONS

**Step 7:** Click 'Find Outcome.'



**Step 8:** Open your Core area's folder and select the outcome you want to map to your assignment. Make sure the box labeled 'Use this criterion for scoring' is unchecked and click 'Import.'

**NOTE:** Unchecking 'Use this criterion for scoring' ensures the outcome's points are not included in the assignment's point total.

Find Outcomes

Social Sciences

- 1. Inquiry
- 2. Methods/Approaches
- 3. Evaluation
- 4. Ethics
- 5. Problem Solving/Eng...

**1. Inquiry**

Demonstrate an ability to identify a well-formulated question pertinent to a social science discipline and to employ the discipline's conceptual and methodological approaches in identifying reasonable research strategies that could speak to the question.

Exceeds Mastery	Mastery	Near Mastery	Below Mastery	No Evidence	Total Points
4 Points	3 Points	2 Points	1 Points	0 Points	4 Points

Use this criterion for scoring  
Calculation Method: Decaying Average

Last Item: 65  
Between 1% and 99%

Calculation Method: 65/35 Decaying Average  
Example: Most recent result counts as 65% of mastery weight, average of all other results count as 35% of weight. If there is only one result, the single score will be returned.  
1- Item scores: 1, 4, 2, 3, 5, 3, 6, 1, 4, 2, 3, 5, 3, 6  
2- Final score: 5.03

Cancel Import

**NOTE:** If you are adding all outcomes to one assignment, repeat Steps 7 and 8 (i.e., Find Outcome > Import) until every outcome is added to the assignment rubric.



# UK Core Mapping Within Canvas

## INSTRUCTIONS

**Step 9 (NEW RUBRIC):** After adding the outcomes to the assignment, 1) delete the blank criterion at the top of the rubric; 2) make sure all the circled boxes are unchecked; and 3) 'Create Rubric.'

Criteria	
Description of criterion Range <input type="checkbox"/>	5 pts Full Marks
<input checked="" type="radio"/> 1. Inquiry threshold: 4 pts	4 pts Exceed Standard   3 pts Meet Standard   2 pts Near
<input checked="" type="radio"/> 2. Methods/Approaches threshold: 0 pts	4 pts Exceeds Mastery   3 pts Mastery   2 p
<input checked="" type="radio"/> 3. Ethics threshold: 0 pts	4 pts Exceeds Mastery   3 pts Mastery   2 p
<input checked="" type="radio"/> 4. Problem Solving/Engagement threshold: 0 pts	4 pts Exceeds Mastery   3 pts Mastery   2 p

+ Criterion

- I'll write free-form comments when assessing students
- Remove points from rubric
- Don't post Outcomes results to Learning Mastery Gradebook
- Use this rubric for assignment grading
- Hide score total for assessment results

**Step 9 (ATTACHED RUBRIC):** After adding the outcomes to the assignment, click 'Update Rubric.'

+ Criterion

- I'll write free-form comments when assessing students
- Remove points from rubric
- Don't post Outcomes results to Learning Mastery Gradebook
- Use this rubric for assignment grading



## INSTRUCTIONS

### How to confirm your course is successfully mapped?

**Step 10:** Click 'Outcomes' in the navigation menu and then 'Alignments.' The page should list the outcomes added to the course and the mapped assignment(s).

The screenshot shows the Canvas 'Outcomes' page. In the left-hand navigation menu, the 'Outcomes' item is highlighted with a red circle. The main content area is titled 'Outcomes' and has a 'Manage' section with the 'Alignments' tab selected, also circled in red. Below the 'Manage' section, there are two summary boxes: '4 OUTCOMES' with '100% Coverage' and '2.0 Avg. Alignments per Outcome', and '2 ALIGNABLE ARTIFACTS @ 50% With Alignments' and '2.0 Avg. Ali'. Below these boxes is a dropdown menu set to 'All Outcomes (4)' and a search bar. The main list of outcomes includes: '1. Inquiry' (Define and distinguishes approaches to creativity.) with artifacts 'Final Paper' and 'Final Paper Rubric'; '2. Methods/Approaches' (Uses appropriate methods and techniques to analyze, interpret, and critique the creative works of others.); '3. Ethics' (Reflects on and communicates the impact and effectiveness of their own creative work.); and '4. Problem Solving/Engagement' (Actively engage in the creation of an object, installation, presentation, or performance).

### Contact Information

Office of Strategic Planning and Institutional Effectiveness:

- Email: [ospie@uky.edu](mailto:ospie@uky.edu)
- Website: <https://ospie.uky.edu/>